

Robust Image Copy Move Forgery Detection

Rohini.R.Maind^{#1}, Alka Khade^{*2}, D.K.Chitre^{\$3}

[#]Terna Engineering College, Nerul

Navi Mumbai, India

^{*\$}Computer Department, Terna Engineering College

Nerul, Navi Mumbai, India

visputerohini@gmail.com

khadealka@gmail.com

Abstract- With the availability of the powerful editing software and sophisticated digital cameras, region duplication is becoming more and more popular in image manipulation where part of an image is pasted to another location to conceal undesirable objects. Most existing techniques to detect such tampering are mainly at the cost of higher computational complexity. In this paper, we present an efficient and robust approach to detect such specific artifact. Firstly, the original image is divided into fixed-size blocks, and discrete cosine transform (DCT) is applied to each block, thus, the DCT coefficients represent each block. Secondly, each cosine transformed block is represented by a circle block and four features are extracted to reduce the dimension of each block. Finally, the feature vectors are lexicographically sorted, and duplicated image blocks will be matched by a preset threshold value. In order to make the algorithm more robust, some parameters are proposed to remove the wrong similar blocks. Experiment results show that our proposed scheme is not only robust to multiple copy-move forgery, but also to blurring or noising adding and with low computational complexity.

Keywords- *Didgital forencics copy-move forgery circle block duplicated region*

I. INTRODUCTION

From the early days an image has generally been accepted as a proof of occurrence of the depicted event. Computer becoming more prevalent in business and other field, accepting digital image as official document has become a common practice. The availability of low-cost hardware and software tools, makes it easy to create, alter, and manipulated digital images with no obvious traces of having been subjected to any of these operations. As result we are rapidly reaching a situation where one can no longer take the integrity and authenticity of digital images for granted. This trend undermines the credibility of digital images presented as evidence in a court of law, as news items, as part of a medical records or as financial documents since it may no longer be possible to distinguish whether a given digital images is original or a modified version or even a depiction of a real-life occurrences and objects. Digital image forgery is a growing problem in criminal cases and in public

course. Currently there are no established methodologies to verify the authenticity and integrity of digital images in an automatic manner. Detecting forgery in digital images is an emerging research field with important implications for ensuring the credibility of digital images [1]. In the recent past large amount of digital image manipulation could be seen in tabloid magazine, fashion Industry, Scientific Journals, Court rooms, main media outlet and photo hoaxes we receive in our email. Digital image forgery detection techniques are classified into active and passive approach [3]. In active approach, the digital image requires some pre-processing such as watermark embedding or signature generation at the time of creating the image, which would limit their application in practice. Moreover, there are millions of digital images in internet without digital signature or watermark. In such scenario active approach could not be used to find the authentication of the image. Unlike the watermark-based and signature-based methods; the passive technology does not need any digital signature generated or watermark embedded in advance [4]. There are three techniques widely used to manipulate digital images [3]. 1) Tampering – tampering is manipulation of an image to achieve a specific result. 2) Splicing (Compositing) - A common form of photographic manipulation in which the digital splicing of two or more images into a single composite 3) Cloning (Copy-Move).

A.C.Popescu et. al. [1] applied a principle component analysis (PCA) on small fixed-size image to yield a reduced dimension DCT block representation. Each block was represented as 16x16 and the coefficients in each block were vectorized and inserted in a matrix and the corresponding covariance matrix was constructed. The matrix constructed stores floating numbers. By finding the eigenvectors of the covariance matrix, a new linear basis was obtained. Duplicated regions are then detected by lexicographically sorting all of the image blocks. Their method was robust to compression up to JPEG quality. Li Jing et. Al. [2] proposed firstly analyzes and summarizes block matching technique, then introduces a copy-move forgery detecting method based on local invariant feature matching. It locates copied and pasted regions by matching feature points. It detects feature points and extracts local feature using Scale Invariant Transform algorithm. Vincent Christlein [3] In this, aim to answer which copy-move forgery detection algorithms

and processing steps (e. g. , matching, filtering, outlier detection, affine transformation estimation) perform best in various post processing scenarios. Fridrich et al. [4] suggested the first method for detecting the copy-move forgery detection. In their method, first the image is segmented into overlapping small blocks followed by feature extraction. They employed discrete cosine transform (DCT) coefficients for this purpose. The DCT coefficients of the small blocks were lexicographically sorted to check whether the adjusted blocks are similar or not. In their paper, the method shown was robust to the retouching operations. However, the authors did not employ any other robustness tests.. S. Bayramet. Al. [5], proposed Fourier-Mellin transform (FMT) method to each block FMT values are finally projected to one dimension to form the feature vector. More recently Xunyu Pan et. al.[6] suggested a method to detect duplicated regions with continuous rotation regions. As described in [6] the new method was based on the image SIFT features. First the SIFT features are collected from the image, and the image is segmented into non-overlapping examination blocks. The matches of SIFT keypoints in each non-overlapping pixel blocks are computed. After which the potential transform between the original and duplicated regions are estimated and the duplicated regions are identified using correlation map. Even though using SIFT keypoints guarantee geometric invariance and their method enables to detect rotated duplication, these methods still have a limitation on detection performance since it is only possible to extract the keypoints from peculiar points of the image. Frank Y. Shih et. Al.,[7], discuss the techniques of copy-cover image forgery and compare four detection methods for copy-cover forgery detection, which are based on PCA, DCT, spatial domain, and statistical domain. We investigate their effectiveness and sensitivity under the influences of Gaussian blurring and lossy JPEG compressions. Preeti Yadav, Yogesh b Rathore[8], proposed an improved algorithm based on Discrete Wavelet Transform (DWT) is used to detect such cloning forgery. In this technique DWT (Discrete Wavelet Transform) is applied to the input image to yield a reduced dimensional representation. After that compressed image is divided into overlapping blocks. These blocks are then sorted and duplicated blocks are identified. Due to DWT usage, detection is first carried out on lowest level image representation so this Copy-Move detection process increases accuracy of detection process.

Chun Wang et.al.[9] More challenging situation for detection of copy-move forgery is to detect the duplicated region which is rotated some angle before it is pasted. The method presented by [9] to detect duplicated regions in limited rotation angles.

B.L.Shivakumar[10], In this a technique is presented to detect Copy-Move Forgery based on SURF and KD-Tree for multidimensional data matching. We demonstrate our method with high resolution images affected by copy-move forgery.

Recently, Bayram et. al [11] suggested a method by applying Fourier Mellin Transform (FMT) on the image block. They first obtained the Fourier transform representation of each block, re-sampled the resulting magnitude values into log-polar coordinates. Then they obtained a vector representation by projecting log-polar values onto 1-D and used these representations as our features. In their paper, the authors showed that their technique was robust to compression up to JPEG quality level 20 and rotation with 10 degree and scaling by 10%.

Yanjun Cao, Tiegang Gao [12], present an efficient and robust approach to detect such specific artifact. Firstly, the original image is divided into fixed-size blocks, and discrete cosine transform (DCT) is applied to each block, thus, the DCT coefficients represent each block. Secondly, each cosine transformed block is represented by a circle block and four features are extracted to reduce the dimension of each block. Finally, the feature vectors are lexicographically sorted, and duplicated image blocks will be matched by a preset threshold value. In order to make the algorithm more robust, some parameters are proposed to remove the wrong similar blocks.

II. COPY-MOVE FORGERY

Copy-Move is a specific type of image manipulation, where a part of the image itself is copied and pasted into another part of the same image (Fig 2.1).



Fig 2.1. Is an example of copy-move forgery where a group of soldiers are duplicated to cover George Bush. Hence, the goal in detection of copy-move forgeries is to detect image areas that are same or extremely similar.

Copy-Move forgery is performed with the intention to make an object “disappear” from the image by covering it with a small block copied from another part of the same image. Since the copied segments come from the same image, the color palette, noise components, dynamic range and the other properties will be compatible with the rest of the image, thus it is very difficult for a human eye to detect. Sometimes, even it makes harder for technology to detect the forgery, if the image is retouched with the tools that are available.

III. PROPOSED SCHEME

The goal in copy-move forgery detection is detecting duplicated image regions, even if they are slightly different from each other. A copy-move forgery is created by copying and pasting content within the same image, and potentially post processing it. Typical motivations are either to hide an element in the image, or to emphasize particular objects.

The entire architecture of the proposed method(block dividing based on improved DCT) for copy-move forgery detection is given in figure 3.1:

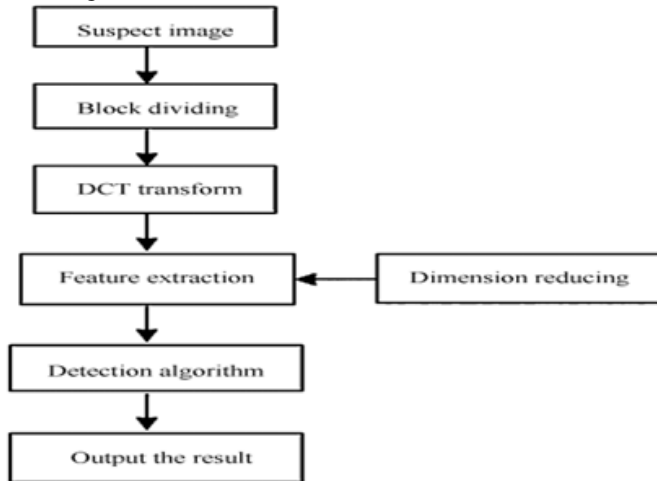


Fig.3.1: Architecture of the detection algorithm

The steps involved in proposed method are as follows:

- 1.Dividing the suspicious image into fixed-size blocks.
- 2.DCT is applied to each block to generate the quantized coefficients.
- 3.Representing each quantized block by a circle block and extracting appropriate features from each circle block.
- 4.Searching similar block pairs.
- 5.Finding correct blocks and output them.

Step 1. Take 2 images.Divide it into the fixed size blocks such as, $M*N$ grayscale image first split up into overlapping blocks of $B*B$ pixels:

$$B_{ij}(x, y) = f(x + j, y + i)$$

Where,

$$x, y \in \{0, \dots, B - 1\}$$

$$i \in \{1, \dots, M - B + 1\}$$

$$j \in \{1, \dots, N - B + 1\}$$

We able to obtain Nblocks of overlapped subblocks from suspicious image:

$$N_{blocks} = (M - B + 1) \times (N - B + 1)$$

Step 2. For each block DCT is applied, after that DCT coefficients matrix with same size as the block is exploited .which can represent the corresponding block.

Step 3. Assume the size of the block B_i is $8*8$,the coefficient matrix is also $8*8$.The nature of DCT that the energy only focuses on the low frequency coefficients.

If the image block undergoes DCT transform, we can use four part energy to represent the whole image while without losing any important information. For this basic motivation, we use a circle block to represent the coefficients matrix and divide it into four parts: C_1, C_2, C_3, C_4 is shown in image fig 3.2

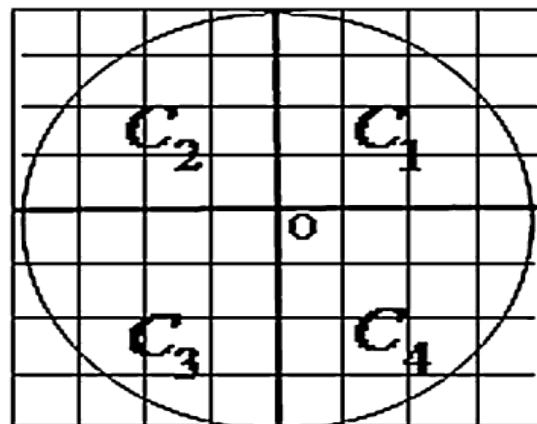


Fig.3.2: Feature extraction

using a circle block instead of a square block does not affect the detection efficient, on the contrary, it can decrease the computational complexity.

To obtain the matching features, denote v_1, v_2, v_3, v_4 as the

feature of c_1, c_2, c_3, c_4 . We can get $V_i (i=1,2,3,4)$ though equation:

$$v_i = \sum_{C_area} f(x, y) \quad (f(x, y) \in C_area, i = 1,2,3,4)$$

V_i = mean of coefficients value corresponding to each C_i .
 After that 4 features are gotten, which can be combined to feature vector with the size of $1*4$ denote as: $V=[v_1,v_2,v_3,v_4]$.

Step 4. The feature vector are extracted and arranged to a matrix:

$$A = \begin{bmatrix} V_1 \\ \cdot \\ \cdot \\ \cdot \\ V(M - B + 1)(N - B + 1) \end{bmatrix}$$

A is then lexographically sorted. meantime ,take all left corner's coordinate of each block which represented by circle block.

Each element of A is vector

Sorted set is defined as \hat{A}

Based on \hat{A} Euclidean distance $m_match = \left(A_{i\hat{i}}, A_{j\hat{j}} \right)$ between adjusent pairs of \hat{A} is calculated using following equation:

$$m_match \left(A_{i\hat{i}}, A_{j\hat{j}} \right) = \sqrt{\sum_{k=1}^4 (V_i^k - V_j^k)^2} < \text{similaritythreshold}$$

we calculate the actual distance between two similar blocks as follows:

$$m_distance (V_i, V_j) = \sqrt{(x_i - x_j + i)^2 + (y_i - y_j + j)^2} > \text{distance threshold}$$

Step 5. Morphological operation is used and output the final result.

The use of DCT to detect forgery is better for jpeg images than using a predefined method PCA. We have further tried in this approach to make the program efficient by applying DCT

instead of PCA. Since the PCA does not detect the forgeries for jpeg image efficiently, we apply DCT so that we detect forgery on jpeg image too. After that we compare both the approaches and find out the results and compare the results. Truncation of the PCA basis typically reduces the dimension from 64 to 32. This technique works by first applying a principal component analysis (PCA) on small fixed size image blocks to yield a reduced dimension representation.

IV. EXPERIMENTAL RESULTS

A key problem in the detection algorithm is the computational complexity, which is caused by the amount of the matching blocks and the dimension of the feature vector. There are some researchers use different methods to reduce the computational complexity, for example, use DCT-based, Improved DCT-based, and PCA method respectively. In this paper, our algorithm focuses on the dimension of feature vector. We use a circle block to represent each block which is quantized by DCT, and then four features are extracted, compared with both method, the amount of the dividing blocks are same, however, the feature vector's dimension of ours is lower, which implies our method has a lower computational complexity and Table 5. also makes a comparison with them.

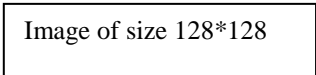


| Extraction method | Feature dimension |
|--------------------|-------------------|
| DCT | 64 |
| PCA | 32 |
| Improved DCT | 16 |
| Block representing | 4 |

Table.5. Comparision of computational complexity

In our experiment we take $240*161, 235*235$ and $128*128$ size of images respectively and calculate the complexity of different size of Images.

When block size = $4*4$





proposed to address this problem. One of the biggest issues these techniques had to deal with was, being able to detect the duplicated image regions without getting affected by the common image processing operations, e.g. compression, noise addition, rotation. The other challenge was computational time, which becomes important considering the large databases; these techniques would be used on. An automatic and efficient detection algorithm for copy-move forgery detection is proposed here. It can work without any digital watermarks or signatures information. Compared with previous works, this approach will use less features to represent each block.

REFERENCES

[1] A. C. Popescu and H. Farid, "Exposing Digital Forgeries by Detecting Duplicated Image Regions," Technical Report, TR2004-515, Department of Computer Science, Dartmouth.

[2] Li Jing, and Chao Shao, "Image Copy-Move Forgery Detecting Based on Local Invariant Feature", JOURNAL OF MULTIMEDIA, VOL. 7, NO. 1, FEBRUARY 2012.

[3] Vincent Christlein, "An Evaluation of Popular Copy-Move Forgery Detection Approaches", IEEE TRANSACTIONS ON INFORMATION FORENSICS AND SECURITY, 2011.

[4] A. Fridrich, et al., "Detection of Copy-move Forgery in Digital Images", 2003.

[5] S. Bayram, H.T. Sencar, N. Memon, "An efficient and robust method for detecting copy-move forgery", in: IEEE International Conference on Acoustics, Speech and Signal Processing, IEEE Press, New York, 2009.

[6] X. Pan, S. Lyu, "Detecting image region duplication using SIFT features", in: IEEE International Conference on Acoustics Speech and Signal Processing (ICASSP), 2010, 1706-1709.

[7] Frank Y. Shih and Yuan Yuan, "A Comparison Study on Copy-Cover Image Forgery Detection", The Open Artificial Intelligence Journal, 2010, 4, 49-54.

[8] Preeti Yadav, Yogesh Rathore, Aarti Yadav, "DWT Based Copy-Move Image Forgery Detection", International Journal of Advanced Research in Computer Science and Electronics Engineering Volume 1, Issue 5, July 2012

[9] Hwel-Jen Lin, Chun-We Wang, "Fast Copy-Move Forgery Detection", WSEAS Transactions on SIGNAL PROCESSING, May 2009.

[10] B.L. Shivakumar and Lt. Dr. S. Santhosh Baboo, "Detection of Region Duplication Forgery in Digital Images Using SURF", IJCSI International Journal of Computer Science Issues, Vol. 8, Issue 4, No 1, July 2011.

[11] Sevinc Bayram, Taha Sencar, and Nasir Memon, "An efficient and robust method for detecting copy-move forgery", in Proceedings of ICASSP 2009.

[12] Yanjun Cao a,*, Tiegang Gao, "A robust detection algorithm for copy-move forgery in digital images", Forensic Science International 214 ,2012.

VI. CONCLUSION

The copy-move forgery detection is one of the emerging problems in the field of digital image forensics. Many techniques have been